


# Putnam Valley School District Budget 2020-21

Jill Figarella  
March 19, 2020

# Budget Development Process


- Analyze the Current Year Budget vs. Actuals
- Consider Cost Trends from Previous 5 Years
- Identify Areas of Projected Cost Increases
- Determine Areas of Potential Savings
- Provide Adequate Funding for Programs to Meet Goals
- Evaluate 5 Year Projected use of Fund Balance 
- Submit a Preliminary budget to BOE and community
- Conduct Budget Hearing
- Finalize, Approve and Submit Budget



# Focus on District goals and sustainability



# Enrollment



Grade	2018-19 Actual	2019-20 Actual	2020-21 Projected
K-4	539	531	502
5-8	515	500	509
9-12	587	572	549
Alternate Placements	29	28	30
TOTAL	1670	1631	1590



Budget Framework

## Priorities: 2020-21 Budget

- » Student Programs
- » Fiscal Responsibility
- » Future Capital costs
- » Staffing needs




## What's happening in 2020-21

### Capital Project & District-Wide Upgrades

The Elementary and Middle School upgrades as well as the new Wellness Center that will provide new and diverse learning spaces as well as new opportunities for students.

### Learning Commons at the Middle School

The shared addition of a Library Specialist at the Middle and Elementary School will provide the continued support needed for grades K-8 students.



# Where are the increases in the 2020-21 budget?.....

## Fringe Costs

Health Costs increase 3%

State Pension rates  
1-1.25%

## Equipment

Some new equipment  
and furniture for new  
spaces at the MS/HS/ES

## Transportation

Transportation Contract  
CPI ?? Anticipated  
between 1.4%-1.8% (May)

## Operations & Maintenance

Security needs-Fire alarm  
system at the HS needs to be  
upgraded and replaced

HVAC upkeep &  
infrastructure costs

(Capital Outlay Project)  
-Aidable

NYSEG predicts a 24%  
increase in electricity rates

## Contractual Costs

Salary

Vendor contracts

Cost of doing business

## Unfunded Mandates

Ongoing costs  
associated with  
unfunded mandates.

EX:

Building Survey

Additional Water  
Testing



## Notable Budget Savings.....

### **Technology**

Our District technology team creates savings for the District by performing many in-house upgrades.

### **Operations & Maintenance**

Our buildings and grounds staff are able to provide skilled services that would otherwise be outsourced.

### **Transportation**

A study of our hybrid transportation services was done this year confirming that the District is maximizing safety as well as savings.

### **Staff Retirements**

There will be 4 full time teachers retiring over the next year. 2 at the Elementary and 2 at the Middle/High School

### **Schedule Changes**

The Middle school is looking at ways to change the bell schedule to enrich teacher/student contact time and enable the District to combine resources.

### **Cooperative Purchasing**

Purchasing goods for our new innovative spaces through state contracts such as furniture and technology helps to reduce costs by generating aid back to the District.



## 2020-21 Staffing Changes

### Reductions include 3.6 FTE

-2.0 FTE at the Elementary School (2 sections)

-1.0 FT Permanent Sub at the Elementary School

-.6 Special Education at the High School

### Increases include 2.0 FTE

+1.0 FTE Library Media Specialist

+1.0 FTE Library Clerk

Anticipated staff changes to create savings:

### Operations & Maintenance

1.0 HVAC Tech-would reduce costs budgeted for HVAC vendor contract

### Foreign Language

1.0 Mandarin Teacher-would help offset the contract cost of a teacher from BOCES

# Staying under the tax cap

- Budget to Budget average change over the past 5 years is 1.5 %.
- Tax Rate Change over the past 5 years. Has gone down 4.9% or \$1.33/1000 of assessment. (The Housing Market controls individual assessments.)  
  
Taxes on an avg. home valued at \$350K  
  
2015-16 school taxes \$9,594  
  
2019-20 school taxes \$9,128  
  
\$465 less than 5 years ago.
- Star eligible residents are also receiving a 2019 school tax relief check because the School District tax levy remains under the allowable cap.



## Operating Budget

### Revenue Sources

- State Aid-20%
- Local Sources-80%
- Investments
- Reimbursements
- Tax Levy
- -Appropriated Fund Balance and
- Reserves

### Expenses

- General Education Programs
- Special Education & Support Services
- Transportation
- Salaries and Benefits
- Administrative, Operations & Maintenance

# Three Part Budget

Program

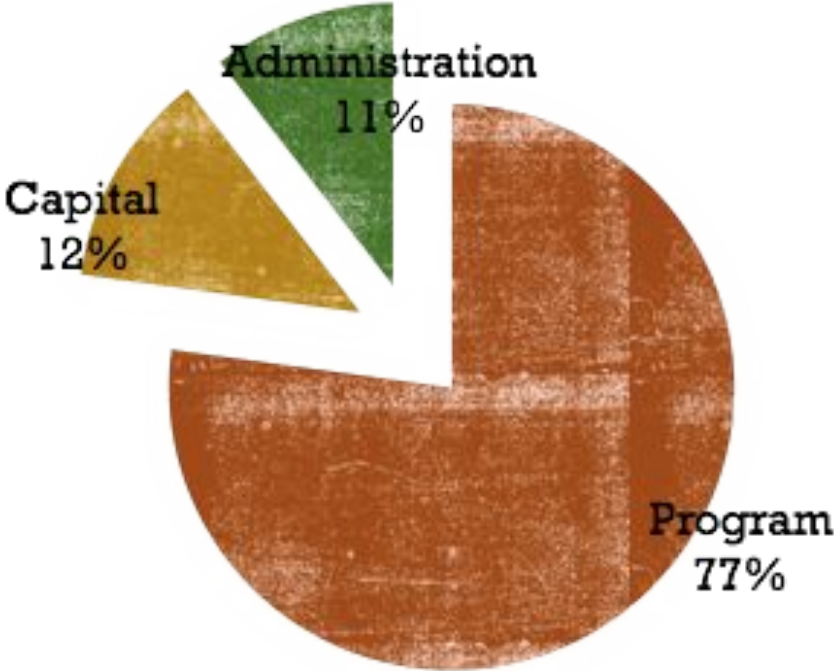
\$40,612,805

Capital

\$6,506,646

Administrative

\$5,523,754



# Operating Budget: REVENUES

Tax Levy Change 1.42%

	<b>Revenue Sources</b>	<b><u>2018-19 Budget</u></b>	<b><u>2019-20 Budget</u></b>	<b><u>2020-21 Projected</u></b>	<b><u>% Change</u></b>
	State Aid	\$10,472,933	\$11,000,000	\$12,229,656	11.18%
	Local Sources	\$510,000	\$700,000	\$702,600	.37%
	Tax Levy	\$36,747,311	\$37,480,010	\$38,010,949	1.42%
	Approp FB	\$718,403	\$800,000	\$800,000	0.00%
	Reserves	\$2,846,272	\$1,700,000	\$900,000	-.47%
	<b>TOTAL</b>	<b>\$51,294,919</b>	<b>\$51,680,010</b>	<b>\$52,643,205</b>	<b>1.86%</b>

# Operating Budget: EXPENDITURES

Budget to Budget change 1.86%

	<b>Budget Description</b>	<b><u>2018-19 Budget</u></b>	<b><u>2019-20 Budget</u></b>	<b><u>2020-21 Projected</u></b>	<b><u>% Change</u></b>
	General Support	\$4,476,405	\$4,501,415	\$4,778,832	6.16%
	Instruction	\$29,405,799	\$29,344,905	\$29,739,836	1.35%
	Undistributed (employee benefits)	\$11,955,237	\$11,849,373	\$12,057,316	1.75%
	Transportation	\$2,827,287	\$2,942,402	\$3,089,271	4.99%
	Debt Service	\$2,630,191	\$3,041,915	\$3,077,950	1.18%
	TOTAL Budget	\$51,294,919	\$51,680,010	\$52,643,205	1.86%

\$52,643,205

Total Budget

1.86%

Budget to Budget Change

1.42%

Tax Levy Change



## The 2020-21 Budget:

Remains under the Tax Cap

Sustains Programs

Invests in our Children



# Responsible budgeting involves teamwork



⇒ Thank you to the Administrative team for helping to plan a budget that meets goals and remains fiscally responsible.

# Contingent Budget

When the voters of a school district fail to approve a school budget, the district is required by law to operate under what is called a contingent budget. In such circumstances, the school district is restricted to what are defined as "ordinary contingent expenses" — in other words, expenditures that are necessary to operate the regular instructional program, preserve the health and safety of students and staff, and protect the district's property.

When voters reject a school budget, the Board of Education has three options under the law:

- (1) submit the same budget for a second vote;
- (2) submit a revised budget for a second vote; or
- (3) adopt a contingency budget.

If the budget is rejected a second time, the board *must* adopt a contingent budget. The tax levy resulting from a contingent budget can be no greater than the tax levy of the prior year (that is, no tax levy increase). For Putnam Valley this would include cuts totalling \$531,000.

While a school board has some latitude in determining what constitutes ordinary contingent expenses, some expenditures are expressly prohibited: for example, equipment purchases that are not related to health and safety, and new capital projects.

# School Budget Vote

Tuesday May 19, 2020

Putnam Valley  
Elementary School

6 a.m.- 9 p.m.

Absentee Ballots or  
Voting Questions?  
[mbellino@pvcsd.org](mailto:mbellino@pvcsd.org) or  
845-528-8143 ext 1367

## REMINDER-Public service announcement United States CENSUS 2020

Households will begin receiving the census in March. It is your civic duty to complete it. The funding that affects your communities and schools is riding on the information received in response to the census.

Your information is protected and is only used to produce statistics. You will never be asked social security numbers, bank account information or your political preferences etc.

**Remember that undercounting can lead to under funding for your communities and schools.**



3 Buildings



Vision-Board of Education



Students



English Language Arts



Teaching Staff



Non-Teaching Staff



Math



Music



FAMILY



Art



Science

Safety & Security



Physical Education



STEAM



Technology



Transportation



Operations & Maintenance



School Spirit